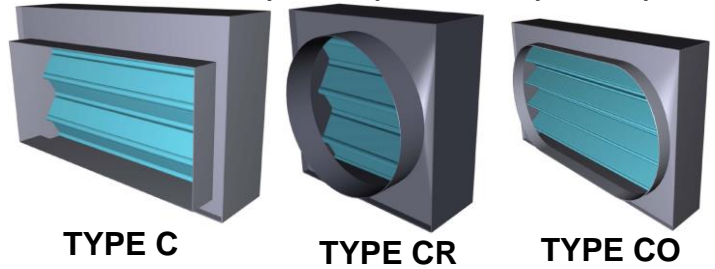


- UL 555 & CAN/ULC-S112 Classified Dynamic Fire Damper, 1 1/2 Hr. Label (File # R25565).
- NFPA 80, 90A & 101 compliant.
- NBC and IBC building codes compliant.



STANDARD CONSTRUCTION

DEPTH: 4 1/4" (108).

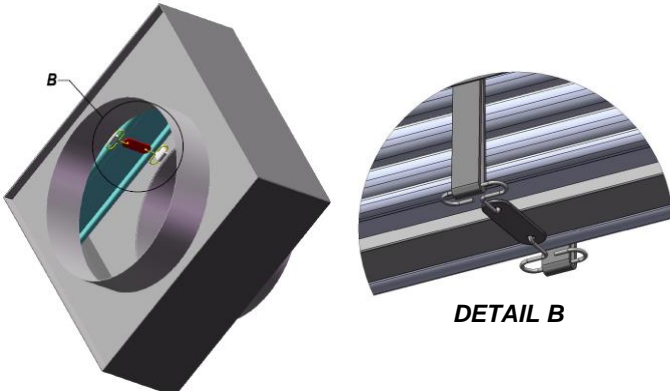
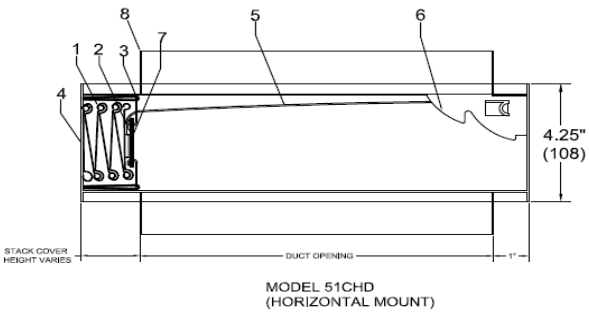
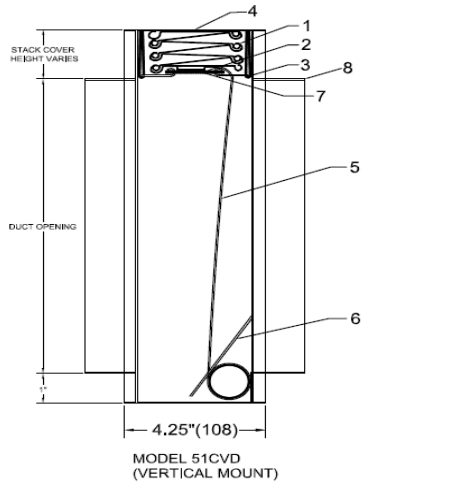
FRAME: Roll formed 20 Ga. galvanized steel with hemmed edge

BLADE: Roll formed 22 Ga. galvanized steel. Interlocking curtain type blade.

FUSIBLE LINK: 165°F (74 C).

OPTIONAL CONSTRUCTION

- Factory supplied Sleeve (Required for all multiple section sizes; collars will be fastened to sleeve ends).
- Fusible Link 212°F (100 C)
- 1 1/2" x 1 1/2" mounting angles



- DYNAMIC CLOSURE RATINGS:**
- 2000 fpm (10.2 m/s) on all sizes, vertical or horizontal mount.
 - 5000 fpm (25.4 m/s) vertical mount only, with size limitations (contact factory).
 - 4" w.g. (1kPa) maximum pressure on all sizes.

MAINTENANCE RECOMMENDATIONS:
NFPA 80 advises that fire dampers be inspected and tested 1 year after installation, then every 4 years minimum (6 years for hospitals). More frequent inspections may be required due to system use and air conditions, or applicable local codes.

NOTES:
These dynamic dampers are UL/ULC approved for use in HVAC systems where the fans remain on in the event of a fire. 1 1/2 hr. labeled fire dampers are suitable for use in fire separations with a fire resistance rating of 2 hours or less.
Fire dampers must be installed in accordance with manufacturer's instructions. Refer to Alumavent installation instructions for details.

FIRE DAMPER COMPONENTS

| | |
|--------------------------|---------------------------|
| 1. Blade | 5. Constant Force Spring |
| 2. Fusible Link Assembly | 6. Lock Ramp |
| 3. Link Strap | 7. Blade Stiffener |
| 4. Frame | 8. Duct Connection Collar |

TYPE C (SQUARE/RECTANGULAR COLLAR)

Min. Size: 4" x 4" (102 x 102).

Max. Size: Single Section

Vertical or Horizontal mount: 22" x 20"
(559 x 508).

Multiple Section (See *NOTE below)

Vertical Mount: 70" x 43"(1778 x 1092),
46" x 68" (1168 x 1727) or 118" x 20"
(2997 x 508).

Horizontal mount: Contact factory.

TYPE CR (ROUND COLLAR)

Min. Size: 4"(102) diameter.

Max. Size: Single Section

Vertical or Horizontal mount: 20"(508) diameter.

Multiple Section (See *NOTE below)

Vertical mount: 43" (1092) diameter.

Horizontal mount: Contact factory.

TYPE CO (OVAL COLLAR)

Min. Size: 5" x 4" (127 x 102) oval.

Max. Size: Single Section

Vertical or Horizontal mount: 22" x 20"
(559 x 508) oval.

Multiple Section (See *NOTE below)

Vertical mount: 46" x 68" (1168 x 1727),
118" x 20" (2997 x 508) or 70" x 43"
(1778 x 1992) oval.

Horizontal mount: Contact factory.

***NOTE: All multiple section sizes require a factory sleeve. Collars will be fastened to sleeve ends.**

SEE TYPE C DYNAMIC SIZING CHART [SC51CD](#) FOR OVERALL DAMPER DIMENSIONS.

| REF. # | QTY. | DUCT SIZE Ø / WxH | MOUNT (V/H) | ACCESSORIES |
|--------|------|----------------------|----------------|-------------|
| | | | | |
| | | | | |
| | | | | |
| | | | | |
| | | | | |
| | | | | |

| | | | |
|----------------------|----------------------|------------------------|----------------------|
| PROJECT NAME: | <input type="text"/> | ENGINEER: | <input type="text"/> |
| CONTRACTOR: | <input type="text"/> | SUBMITTAL DATE: | <input type="text"/> |